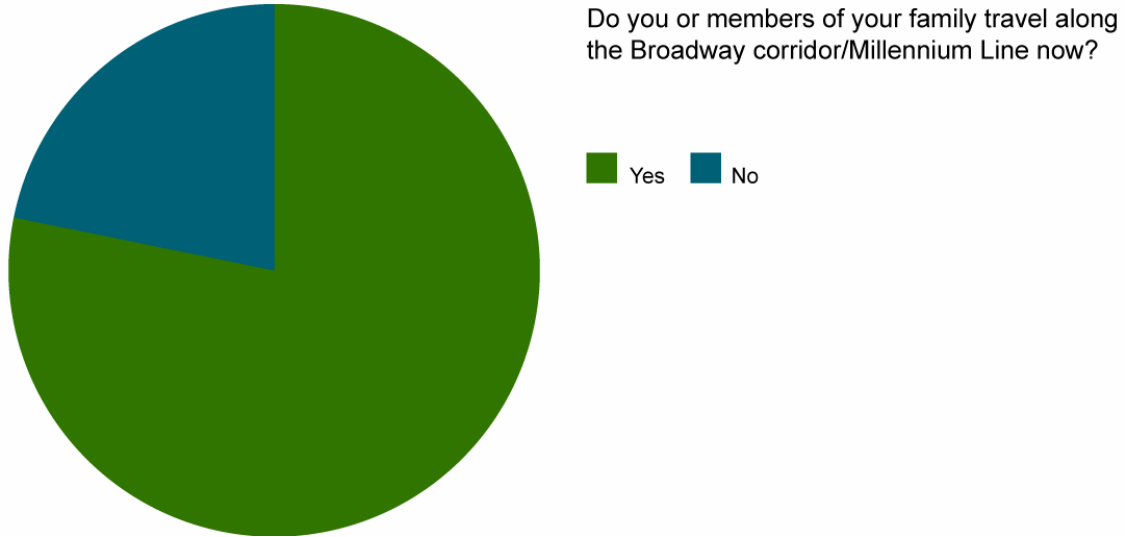


BACKGROUNDER

Final Results of Millennium Line Survey from www.mayorsamsullivan.ca

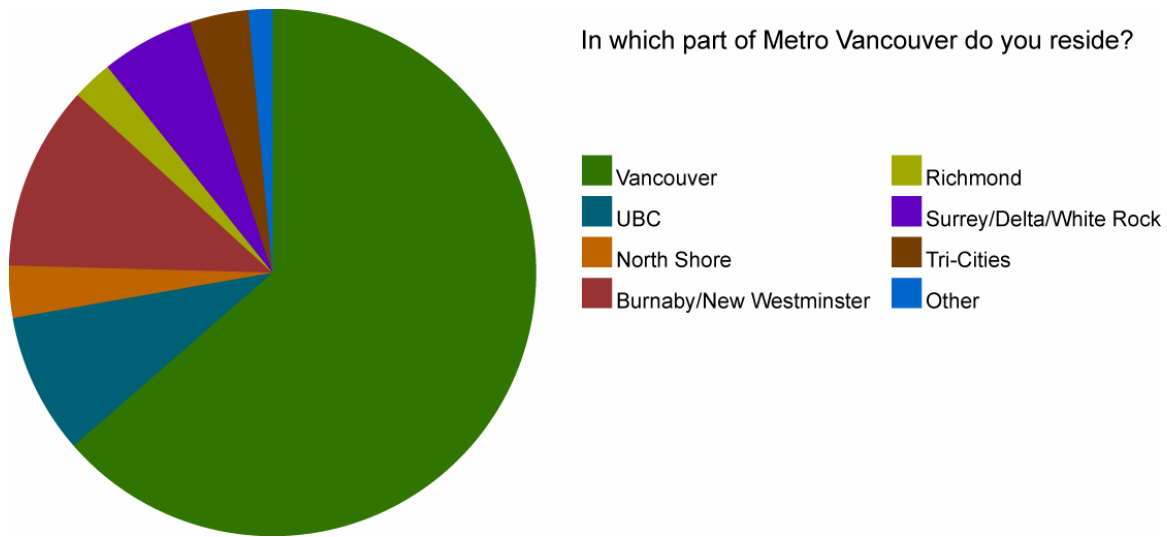
Do you or members of your family travel along the Broadway corridor/Millennium Line now?



Answer	Count	Percentage
Yes (Y)	1448	78.19%
No (N)	404	21.81%

Mayor's Millennium (UBC) Line Survey

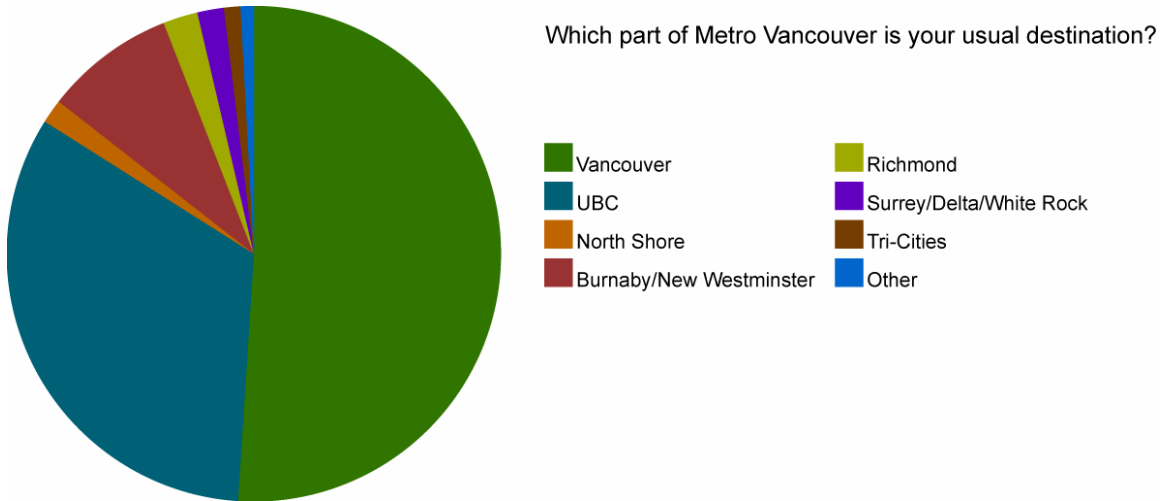
In which part of Metro Vancouver do you reside?



<i>Answer</i>	<i>Count</i>	<i>Percentage</i>
Vancouver (A)	1178	63.61%
UBC (B)	160	8.64%
North Shore (C)	59	3.19%
Burnaby/New Westminister (D)	210	11.34%
Richmond (E)	46	2.48%
Surrey/Delta/White Rock (F)	105	5.67%
Tri-Cities (Port Moody, Coquitlam, Port Coquitlam) (G)	67	3.62%
Other (H)	27	1.46%

Mayor's Millennium (UBC) Line Survey

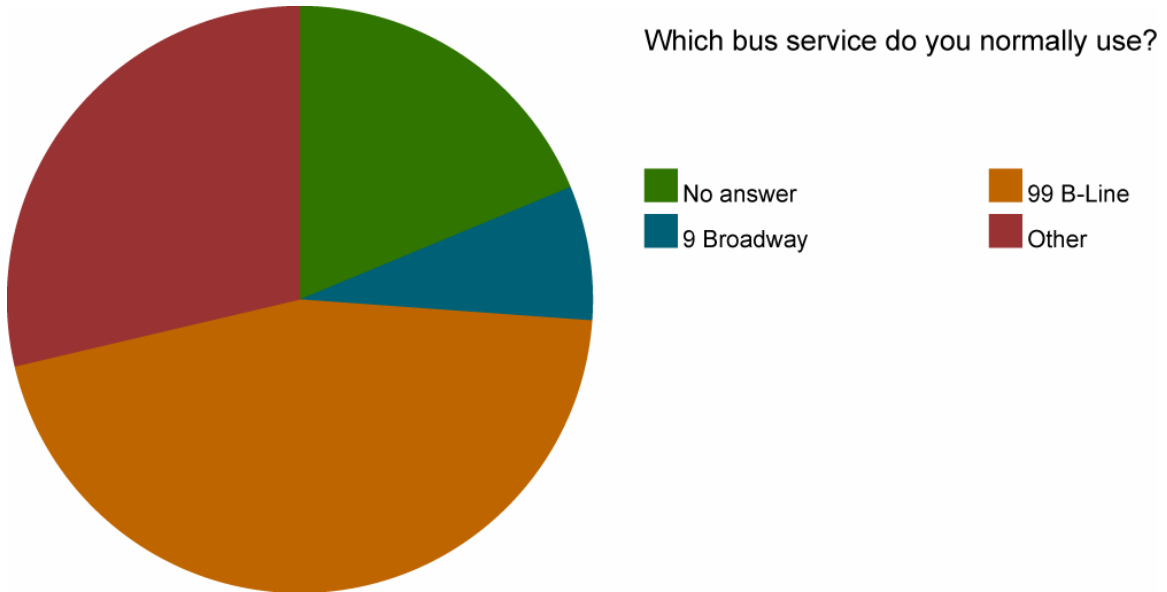
Which part of Metro Vancouver is your usual destination?



Answer	Count	Percentage
Vancouver (A)	945	51.03%
UBC (B)	610	32.94%
North Shore (C)	29	1.57%
Burnaby/New Westminster (D)	158	8.53%
Richmond (E)	42	2.27%
Surrey/Delta/White Rock (F)	32	1.73%
Tri-Cities (Port Moody, Coquitlam, Port Coquitlam)(G)	20	1.08%
Other (H)	16	0.86%

Mayor's Millennium (UBC) Line Survey

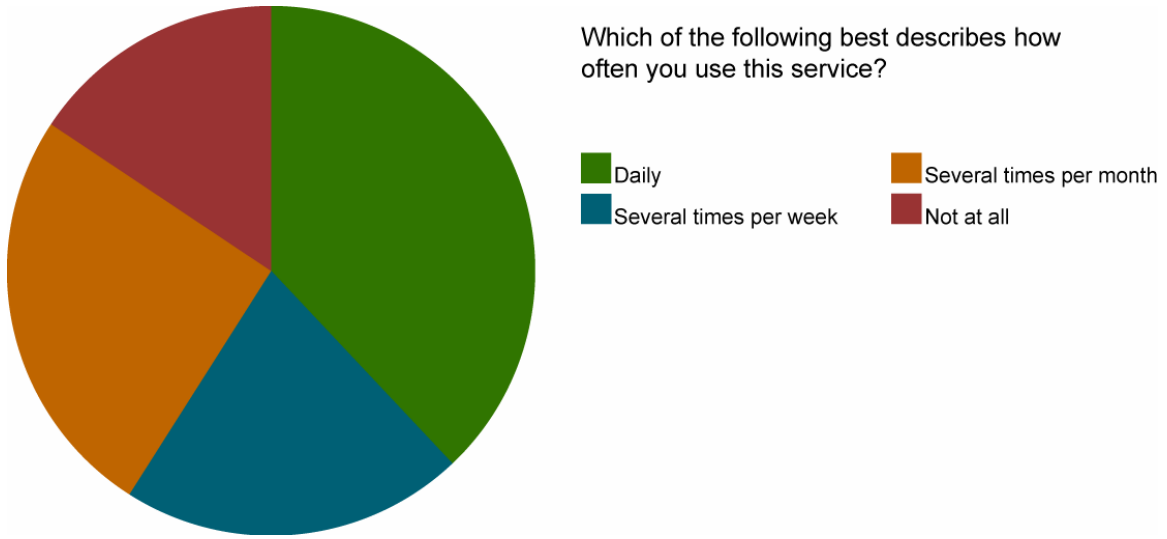
Which bus service do you normally use?



Answer	Count	Percentage
No answer	347	18.74%
9 Broadway (A)	137	7.40%
99 B-Line (B)	837	45.19%
Other (C)	531	28.67%

Mayor's Millennium (UBC) Line Survey

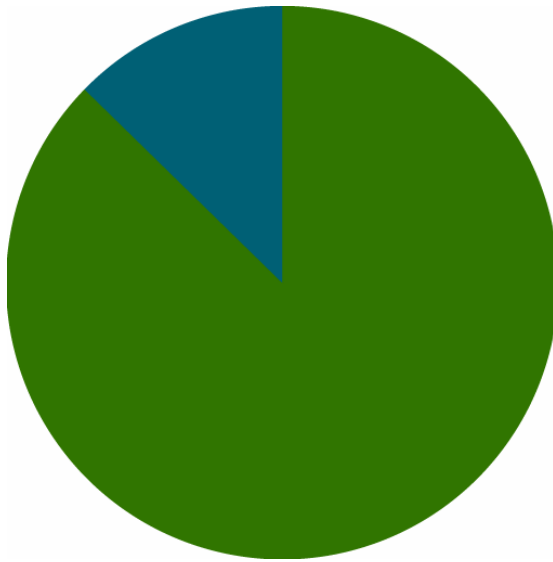
Which of the following best describes how often you use this service?



Answer	Count	Percentage
I use it daily (A)	703	37.96%
I use it several times per week (B)	390	21.06%
I use it several times per month (C)	469	25.32%
Not at all (D)	290	15.66%

Mayor's Millennium (UBC) Line Survey

Would you or members of your family use the completed Millennium Line?



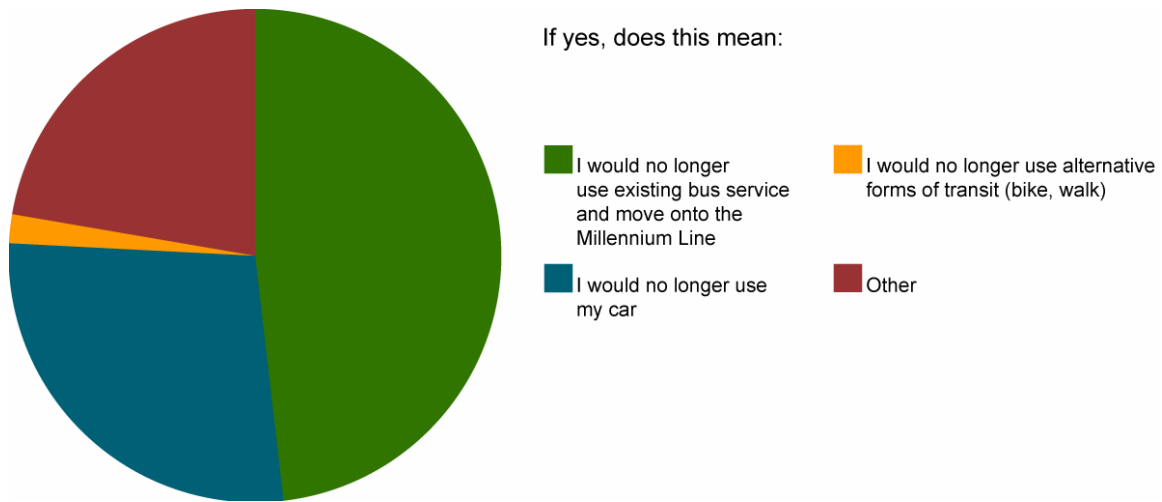
Would you or members of your family use the completed Millennium Line?

■ Yes ■ No

Answer	Count	Percentage
Yes (Y)	1617	87.31%
No (N)	235	12.69%

Mayor's Millennium (UBC) Line Survey

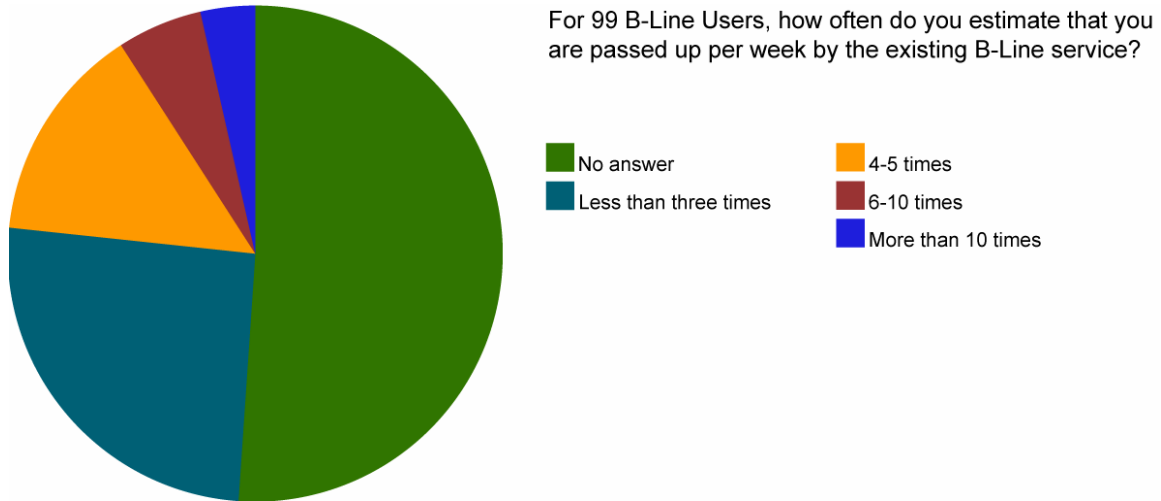
If yes, does this mean:



Answer	Count	Percentage
I would no longer use existing bus service and move onto the Millennium Line (A)	892	48.16%
I would no longer use my car (B)	512	27.65%
I would no longer use alternative forms of transit (bike, walk) (C)	35	1.89%
Other (D)	413	22.30%

Mayor's Millennium (UBC) Line Survey

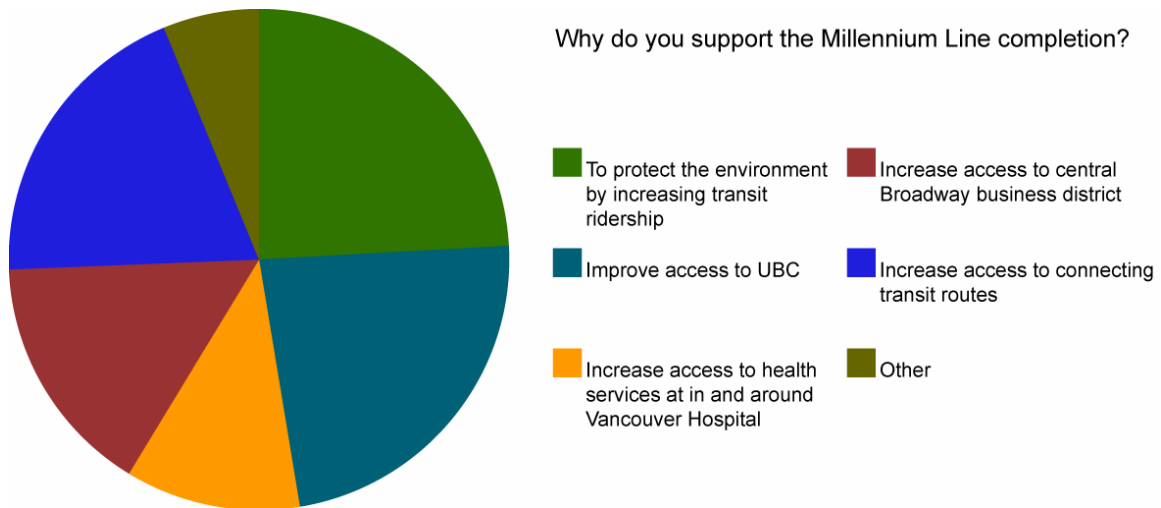
For 99 B-Line Users, how often do you estimate that you are passed up per week by the existing B-Line service?



Answer	Count	Percentage
No answer	946	51.08%
Less than three times (A)	474	25.59%
4-5 times (B)	263	14.20%
6-10 times (C)	103	5.56%
More than 10 times (D)	66	3.56%

Mayor's Millennium (UBC) Line Survey

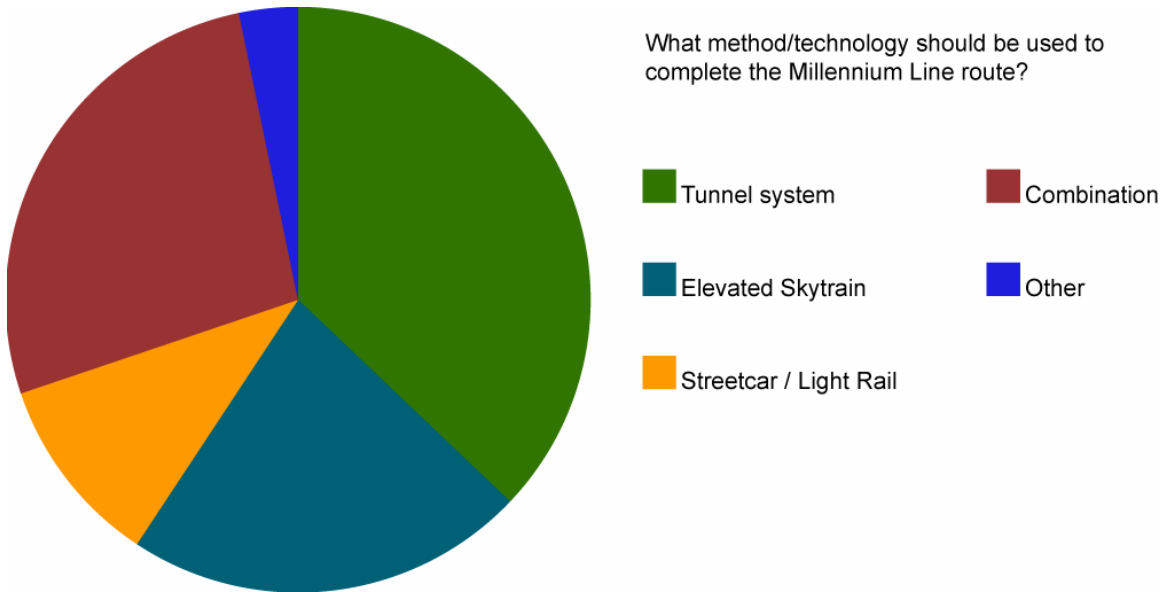
Why do you support the Millennium Line completion?



Answer	Count	Percentage
To protect the environment by increasing transit ridership (A)	1272	68.68%
Improve access to UBC (B)	1226	66.20%
Increase access to health services at in and around Vancouver Hospital (C)	593	32.02%
Increase access to central Broadway business district (D)	826	44.60%
Increase access to connecting transit routes (E)	1024	55.29%
Other (F)	327	17.66%

Mayor's Millennium (UBC) Line Survey

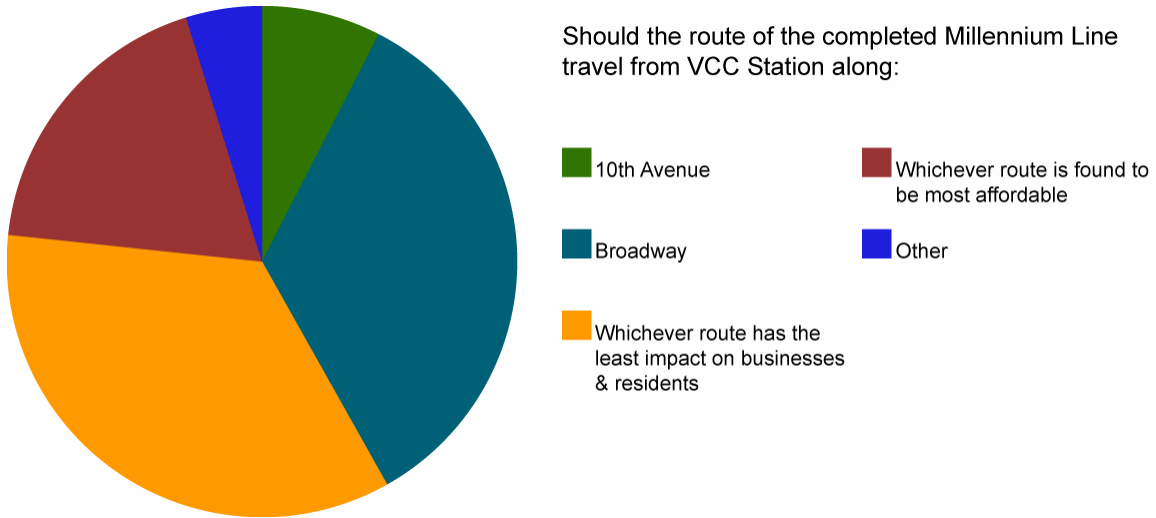
What method/technology should be used to complete the Millennium Line route?



Answer	Count	Percentage
Tunnel system (A)	687	37.10%
Elevated Skytrain (B)	411	22.19%
Streetcar / Light Rail (C)	195	10.53%
Combination (D)	499	26.94%
Other (E)	60	3.24%

Mayor's Millennium (UBC) Line Survey

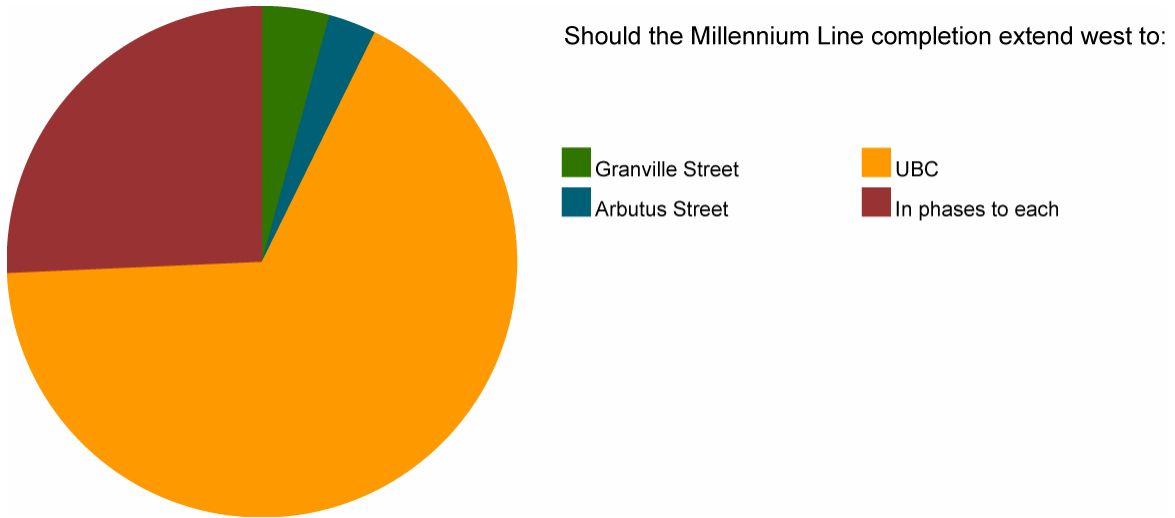
Should the route of the completed Millennium Line travel from VCC Station along:



Answer	Count	Percentage
10th Avenue (A)	140	7.56%
Broadway (B)	635	34.29%
Whichever route has the least impact on businesses & residents (C)	645	34.83%
Whichever route is found to be most affordable (D)	343	18.52%
Other (E)	89	4.81%

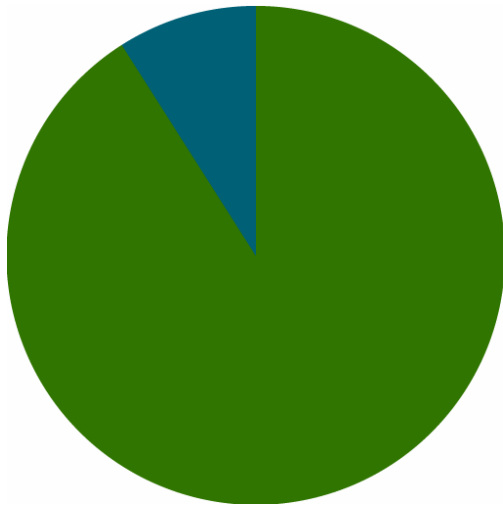
Mayor's Millennium (UBC) Line Survey

Should the Millennium Line completion extend west to:



Answer	Count	Percentage
Granville Street (A)	79	4.27%
Arbutus Street (B)	56	3.02%
UBC (C)	1241	67.01%
In phases to each (D)	476	25.70%

Should the City of Vancouver be an active participant in the formal environmental assessment process to help protect the interest of local businesses and residents?

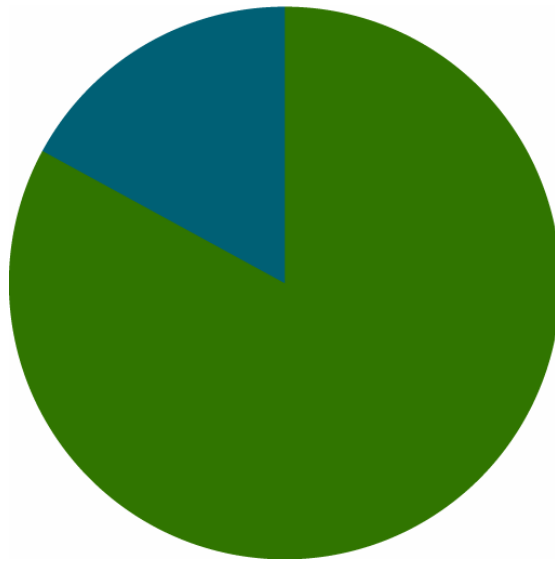


Should the City of Vancouver be an active participant in the formal environmental assessment process to help protect the interest of local businesses and residents?

■ Yes ■ No

Answer	Count	Percentage
Yes (Y)	1685	90.98%
No (N)	167	9.02%

Should the City of Vancouver encourage the establishment of a Broadway Business Improvement Association as part of the public consultation process?



Should the City of Vancouver encourage the establishment of a Broadway Business Improvement Association as part of the public consultation process?

■ Yes ■ No

Answer	Count	Percentage
Yes (Y)	1536	82.94%
No (N)	316	17.06%